



1999 ISUZU

HOMBRE



GO AHEAD. WORK IT HARD.



Four-cylinder or V6, two doors or **the new 3-door**

Two-wheel drive or 4x4. Whatever.


Your Hombre only gets tired of waiting around.



Rugged underpinnings

Hombre's rigid box-section ladder-type frame teams up with a double-wishbone front suspension, a front stabilizer bar and a proven leaf-spring design in back to get you wherever there's work to be done.

Four-wheel ABS comes standard.



Handy tie-down loops


Whether your payload's big and top-heavy or light and flighty, you'll want to lash it down for security's sake. So there's a tie-down loop in all four corners of the box.

80mp



Push-button 4WD

When the going gets tough, you'll need all the muscle in your left index finger to engage 4-wheel drive. Then push the low-range button for a real test of strength.



Two-tier loading

Now you can carry chicken eggs and pig iron at the same time. Slip a pair of 2x6s into the sidewall pockets and lay a sheet of plywood across, and you've got two separate load areas. Put the rough, sharp and pointy cargo in the bottom and the fine, frilly and finish-grade materials on top.



Powerful engines

2.5L 4-cylinder (100) 4WD 3.0L V6 (140) 4WD 3.5L V6 (160) 4WD 3.5L V6 (160) 4WD





Standard convenience

Every Hombre has at least one cup holder. Spacecabs feature two accessory power outlets, stereo and XS power windows work for up to 20 minutes after you turn off the ignition, or until you open the door. Leave an inside light on, and it'll turn itself off to save the battery.

All the comforts

Spacecab models can carry up to five passengers—three up front and two in the rear.¹ Or flip up the rear jump seats to haul extra stuff inside the warm, dry cab. And if you choose the 3-door Hombre, the driver's side opens wider to make loading and unloading a lot easier.

Features & Options

Colors

Safety & Security

	4 Cyl. 2WD S Standard Cab	4 Cyl. 2WD XS Standard Cab	4 Cyl. 2WD XS Spacecab	V6 2WD XS Spacecab	V6 4WD S Standard Cab	V6 4WD XS Spacecab
Time running lights with auto headlight control switch	S	S	S	S	S	S
Driver and front passenger air bags ¹ with passenger-side deactivation switch	S	S	S	S	S	S
Driver and front outboard passenger seat belts and center lap belt	S	S	S	S	S	S
Driver seat belts for jump seat passengers	—	—	S	S	—	S
Side-impact door beams	S	S	S	S	S	S
Steel Anti-lock Brake System	S	S	S	S	S	S
Power door locks	—	—	—	P2	—	P2
Power window lock ² starter disabler	S	S	S	S	S	S
Power door lock outside mirrors	S	S	S	S	S	S
Right rearview mirror	S	S	—	—	S	—
Right rearview mirror with map light	—	—	S	S	—	S
Speed variable intermittent windshield wipers with mist wipe	S	S	S	S	S	S

Exterior

	4 Cyl. 2WD S Standard Cab	4 Cyl. 2WD XS Standard Cab	4 Cyl. 2WD XS Spacecab	V6 2WD XS Spacecab	V6 4WD S Standard Cab	V6 4WD XS Spacecab
Side-wall cargo box with two-tier loading	S	S	S	S	S	S
Down loops in cargo bed	S	S	S	S	S	S
Gray rear bumper with step pad	O	O	S	S	O	S
Steel wheels with 5-spoke wheel covers	S	S	S	S	—	—
Aluminum-alloy 5-spoke wheels	—	—	O	O	—	—
Aluminum-alloy 12-hole wheels	—	—	—	—	S	S
Under-bed spare-tire carrier	S	S	S	S	S	S
Wind deflector glass	S	S	S	S	S	S
Flush door glass, double-sealed doors	S	S	S	S	S	S
Privacy rear window	—	P1	P1	P1	—	P1
Removable tailgate	S	S	S	S	S	S
Driver's-side 3rd door	—	—	O	O	—	O

Interior & Seating

	4 Cyl. 2WD S Standard Cab	4 Cyl. 2WD XS Standard Cab	4 Cyl. 2WD XS Spacecab	V6 2WD XS Spacecab	V6 4WD S Standard Cab	V6 4WD XS Spacecab
Standard cloth bench seat	S	—	—	—	S	—
Optional cloth 60/40 split bench seat with folding center armrest	—	S	S	S	—	S
Vinyl rear jump seats ³	—	—	S	S	—	S
Urethane ⁴ protective treatment on front seating surfaces	S	S	S	S	S	S
Carpeted floor carpeting	—	S	S	S	S	S
Carpeted floor mats	—	P1	P1	P1	O	P1
Trunk/luggage assist grip and coat hooks	S	S	S	S	S	S

Comfort & Convenience


	4 Cyl. 2WD S Standard Cab	4 Cyl. 2WD XS Standard Cab	4 Cyl. 2WD XS Spacecab	V6 2WD XS Spacecab	V6 4WD S Standard Cab	V6 4WD XS Spacecab
Air conditioning with DFC-free refrigerant	O	O/P1	P1	P1	O	P1
Power window control with tap-up/down and cancel	—	—	—	P4	—	P4
Steering wheel	—	—	—	P4	—	P4
Power windows and door locks	—	—	—	P2	—	P2
Power heated outside mirrors	—	—	—	P2	—	P2
6-speaker AM/FM stereo with digital clock	O	—	S	S	S	S
6-speaker AM/FM stereo/cassette player with digital clock	O	P1	P1	P1	O	P1
Center console with cup holder ⁵ (with automatic transmission)	S	S	S	—	S	S
Cigarette lighter	S	S	S	S	S	S
Auxiliary power outlets	—	—	S	S	—	S
Interior lamp and exit lighting	S	S	S	S	S	S
Illuminated vanity mirrors	—	—	S	S	—	S
Speedometer, trip odometer and gauges for coolant temperature, voltage, fuel level and oil pressure	S	S	S	S	S	S
Temperature gauge	—	P1	P1	P1	S	S

Standard O Optional — Not Available P Package Options


Equipment Packages

	4 Cyl. 2WD S Std. Cab	4 Cyl. 2WD XS Std. Cab	4 Cyl. 2WD XS Spacecab	V6 2WD XS Spacecab	V6 4WD S Std. Cab	V6 4WD XS Spacecab
Standard Equipment Package	—	O	O	O	—	O
Interior Package	—	—	—	O	—	O


Olympic White




Meadow Green Metallic




Victory Red



Pewter Metallic



Indigo Blue Metallic



Black



Specifications

Models

	4 Cyl. 2WD S Standard Cab	4 Cyl. 2WD XS Standard Cab	4 Cyl. 2WD XS Spacecab	V6 2WD XS Spacecab	V6 4WD S Standard Cab	V6 4WD XS Spacecab
Engine	2.2-liter inline four			4.3-liter V6		
Block/head construction	Cast iron/aluminum alloy			Cast iron/cast iron		
Lubrication	Hydraulic roller valve lifters					
Fuel system	Sequential multi-point fuel injection					
Ignition system	Transistorized electronic ignition					
Power/torque SAE net	120 hp @ 5000 rpm/ 140 lb-ft @ 3600 rpm			175 hp @ 4400 rpm/ 240 lb-ft @ 2800 rpm		180 hp @ 4400 rpm/ 240 lb-ft @ 2800 rpm
Compression ratio	9.0:1			9.2:1		
Drivetrain	4 Cyl. 2WD S Standard Cab	4 Cyl. 2WD XS Standard Cab	4 Cyl. 2WD XS Spacecab	V6 2WD XS Spacecab	V6 4WD S Standard Cab	V6 4WD XS Spacecab
Drive system	—			Part-time with 2-speed transfer case & push-button activation		
Transmission	5-speed with overdrive			—		
Transmission (standard on all models except V6 4WD S and V6 2WD XS Spacecab)	4-speed with overdrive			—		
Shift (1)	manual			—		
Shift (2) (NA on V6 4WD S Std. Cab)	1st: 3.94, 2nd: 2.37, 3rd: 1.49, 4th: 1.00, 5th: 0.83, Rev.: 3.65			—		
Shift (3) (NA on V6 4WD S Std. Cab)	1st: 3.06, 2nd: 1.63, 3rd: 1.00, 4th: 0.70, Rev.: 2.29			—		
Shift (4)	front/rear M/T	—/3.73	—/3.73	—/4.10	—	3.42/3.42
Shift (5)	front/rear A/T	—/4.10	—/4.10	—/4.10	—/3.42	3.42/3.42
Shift (6)	—	1.00 high/2.72 low				
Wheels & Suspension	4 Cyl. 2WD S Standard Cab	4 Cyl. 2WD XS Standard Cab	4 Cyl. 2WD XS Spacecab	V6 2WD XS Spacecab	V6 4WD S Standard Cab	V6 4WD XS Spacecab
Chassis	Box-section ladder-type with 4 crossmembers					
Front suspension	Independent double-wishbone, double-acting shock absorbers, stabilizer bar (w/coil spring on 2WD, w/torsion bar on 4WD)					
Rear suspension	Two-stage multi-leaf springs with double-acting shock absorbers and solid rear axle					
Brake system	Power-assisted 4-wheel Anti-lock Brake System					
Front suspension configuration	10.5" ventilated disc			10.8" ventilated disc		
Rear suspension configuration	9.5" drum			11.6" solid disc		
Steering	Recirculating ball with variable ratio power-assist					
Standard wheels	7.0JJ x 15" steel with 5-spoke covers			7.0JJ x 15" 12-hole aluminum		
Optional wheels	—			7.0JJ x 15" 5-spoke aluminum		
Standard tires	P205/75R15 all-season radials			P235/70R15 all-season radials		
Weight & Capacities	4 Cyl. 2WD S Standard Cab	4 Cyl. 2WD XS Standard Cab	4 Cyl. 2WD XS Spacecab	V6 2WD XS Spacecab	V6 4WD S Standard Cab	V6 4WD XS Spacecab
GVW*	3024 lb		3278 lb	3500 lb	3583 lb	3786 lb
GVWR**	2000 lb		2000 lb	5500 lb	5500 lb	5500 lb
Fuel capacity	18.5 gal					
Estimated Economy†	4 Cyl. 2WD S Standard Cab	4 Cyl. 2WD XS Standard Cab	4 Cyl. 2WD XS Spacecab	V6 2WD XS Spacecab	V6 4WD S Standard Cab	V6 4WD XS Spacecab
City mileage	M/T	22/28 mpg		—	17/22 mpg	
Highway mileage	A/T	19/26 mpg		17/22 mpg	—	16/21 mpg
Exterior Dimensions	4 Cyl. 2WD S Standard Cab	4 Cyl. 2WD XS Standard Cab	4 Cyl. 2WD XS Spacecab	V6 2WD XS Spacecab	V6 4WD S Standard Cab	V6 4WD XS Spacecab
Wheelbase	39.5 in		39.6 in	39.5 in		39.6 in
Overall length	42.4 in					
Overall height	57.2 in					
Bed height	52.0 in					
Bed volume	pickup box 39.4 cu ft					
Bed length	pickup box 72.8 in					
Interior Dimensions	4 Cyl. 2WD S Standard Cab	4 Cyl. 2WD XS Standard Cab	4 Cyl. 2WD XS Spacecab	V6 2WD XS Spacecab	V6 4WD S Standard Cab	V6 4WD XS Spacecab
Wheelbase	108.3 in		122.9 in	108.3 in		122.9 in
Overall length	187.1 in					
Overall height	67.9 in					
Bed length	63.2 in		63.3 in	63.9 in		63.9 in



Hombre XS 4WD Spacecab



Hombre S 4WD Standard Cab



Hombre XS 2WD Spacecab



Hombre XS 2WD Standard Cab



Hombre S 2WD Standard Cab

Accessories



Even if you work your truck like a dog, nobody has to know. This heavy-duty front end mask keeps the dings and chips to a minimum. And its two-piece design lets you open the hood without demasking.



Go ahead. Toss in your tools and toys. This tough, formfitting bedliner will protect your Hombre from dents, dings or chips. It has a skid-resistant

Always wear your seat belts. Air bags are a supplemental restraint whose effectiveness varies with speed, conditions and angle of impact. See the manual for complete details.
 *GVW with 3rd-door option.
 **GVWR available with automatic transmission.
 †EPA fuel economy estimates.
 ‡GVWR assumes driver, one passenger and required trailering equipment. Subtract weight of additional passengers, equipment and cargo for final towing capacity. GVWR may vary by configuration. Always use an approved hitch and trailer brakes.
 †EPA fuel economy estimates for comparison. Your mileage may vary due to speed, weather, trip length and road conditions.

NO



SHORT

WARRANTIES

Be mighty confident in the ruggedness and reliability of the Isuzu Hombre. So we back it up with one of the longest basic warranties in its class—36 months/50,000 miles. You can also get an extended service contract with the Isuzu Protection Plan. You can even opt for a prepaid maintenance program. Of course, reliability won't help if you run out of gas, get a flat tire or lock yourself out. But we will, with 24-hour Roadside Assistance for the first five years or 60,000 miles. (Ask any of our nearly 600 dealers for all the details.) When you buy a new Hombre, our owner 800 line can answer any questions about its care. And before you visit a dealer, you can learn more about Isuzu vehicles on your own by checking out our web site at www.isuzu.com. (You'll also find out where to buy them,

www.isuzu.com

ISUZU

Go farther.

1 800 705 0770